

The Growing Role of the University of Michigan's Plastination Lab in Offering Plastinated Specimens for Anatomy Education Over the Past Two Decades

RAOOF, Ameer*; MAC, Lisa; AKINGBOLA, Bolaji; STUBER, Gabriel; MITRA, Aditi; ZHAO, Heping
Division of Anatomical Sciences, Department of Medical Education, The University of Michigan Medical School,
Plastination Laboratory

Ann Arbor, Michigan 48109, USA

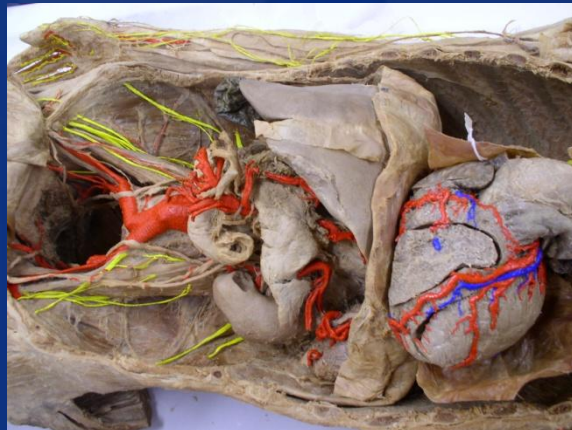
UM Plastination Lab History

- **Established in 1989**
 - Focus: providing plastinated human anatomical specimens to UM courses, and to other medical and health programs throughout the U.S.
- **Educational mission outlined in 2004**
- **Cost for service**

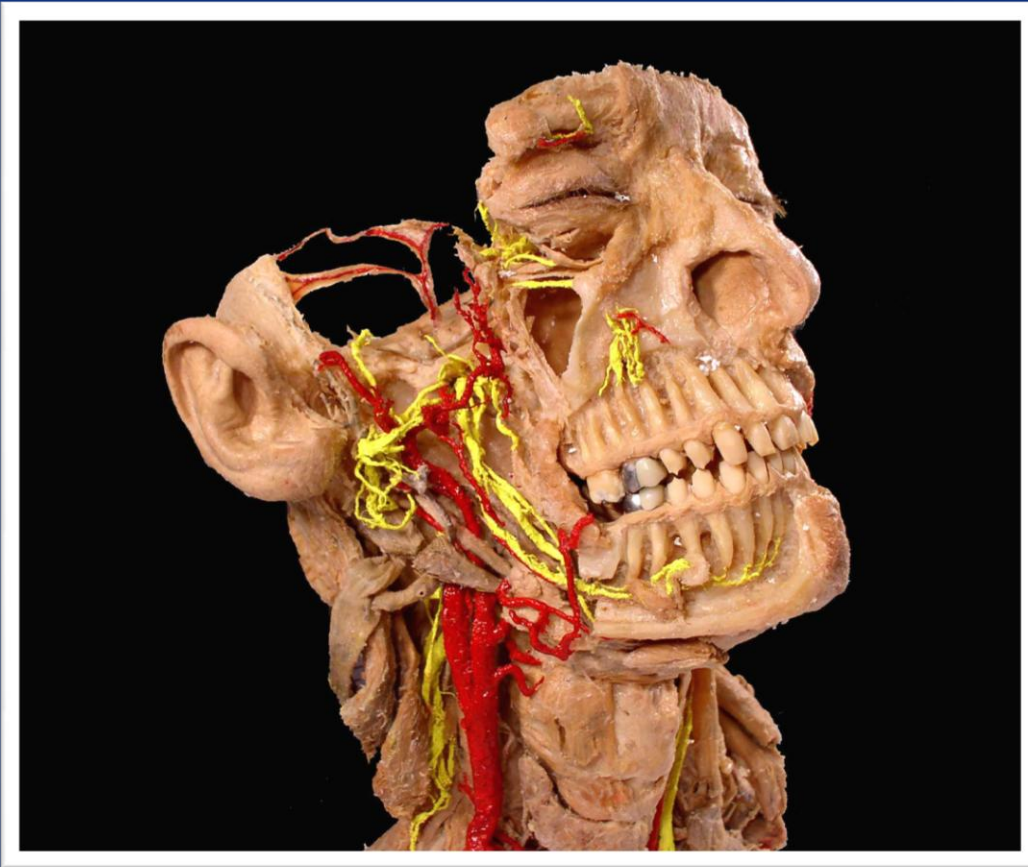


Mission of the UM Plastination Lab

- I. Provide Plastinated Specimens to anatomy courses at the UMMS
- II. Provide plastinated specimens to other departments within the University
- III. Offer student research opportunities
- IV. Conduct the Summer Science Academy and provide tours to visitors.



Plastinated Specimens



Student Involvement

- Offer research opportunities to medical and undergraduate students
- Growth in student participation:
 - Medical students (11)
 - Summer Science Academy (since 1999)
 - MedSOAR: Summer Opportunities for Apprenticeships in Research (14)
 - Undergraduate (55)

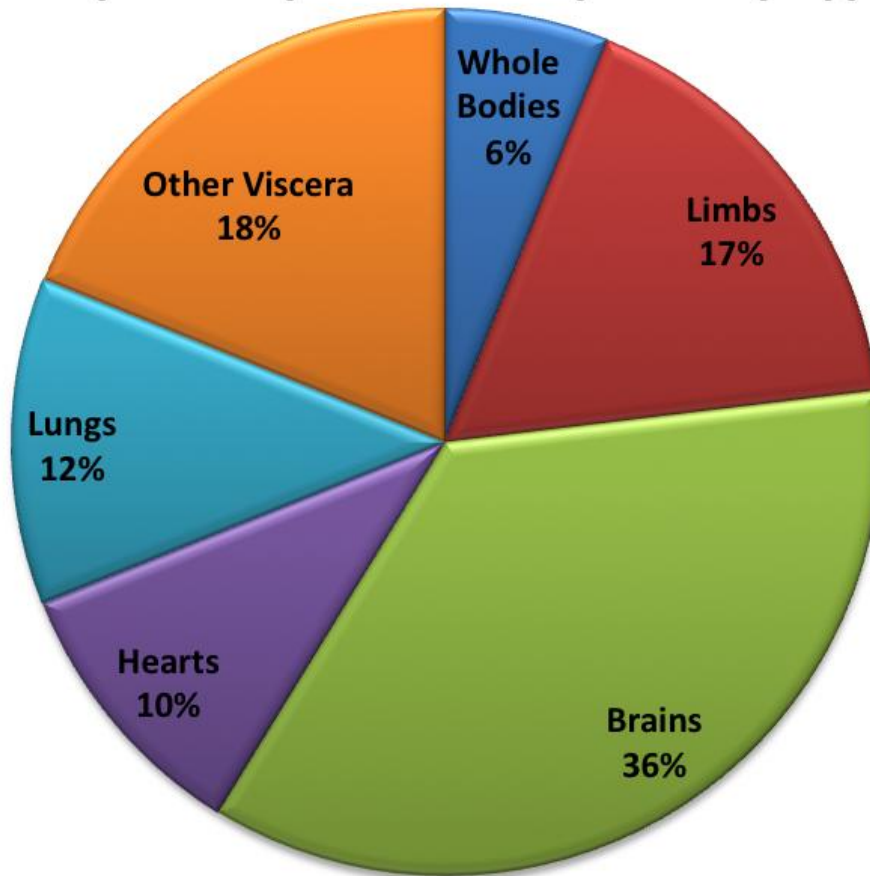


University of Michigan Plastination Laboratory

192 institutions received
over *1,100* plastinated
specimens for educational use

Completed Specimen Requests

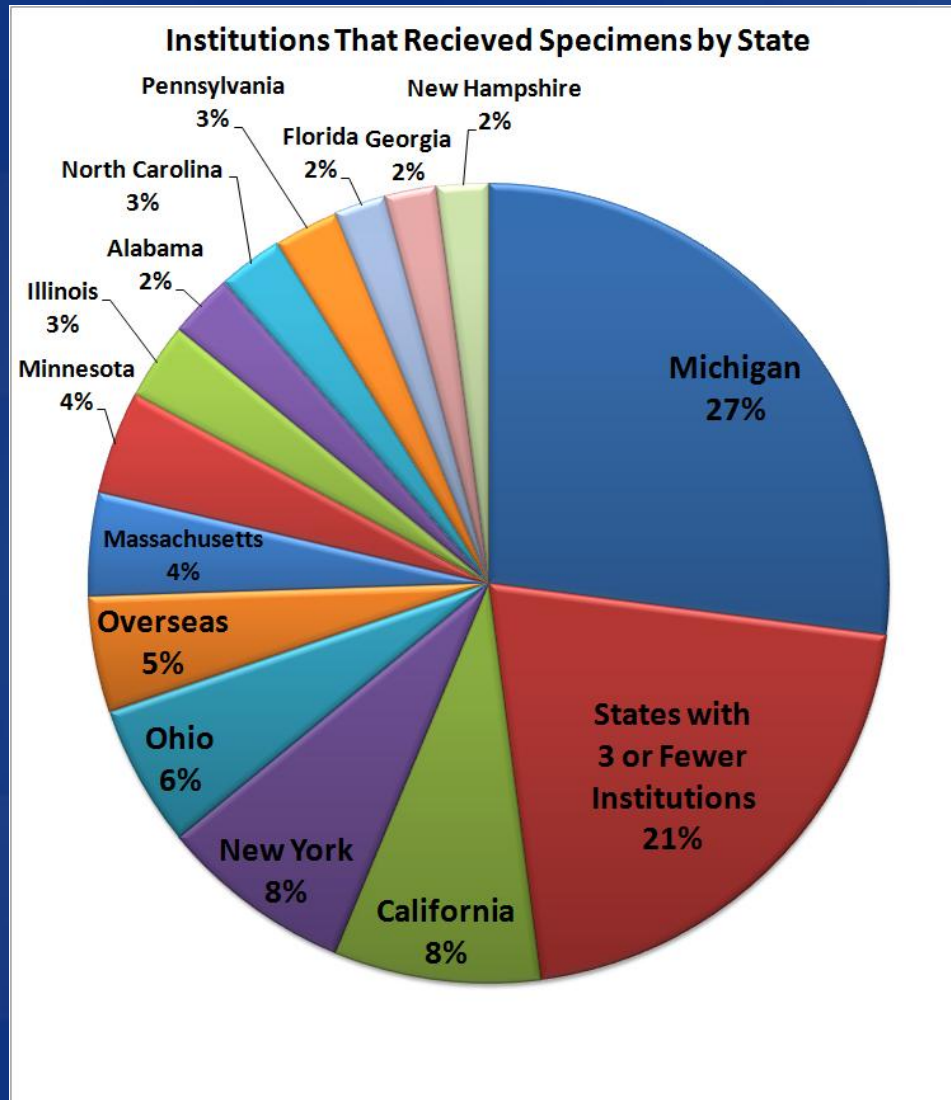
Completed Specimen Requests by Type



Total number of
specimens: 1,182

- *Brains: any CNS specimen including heads and spinal cords
- *Limbs: limbs, joints, hands, feet, pectoral girdle, pelvic girdle, and other appendicular skeletal specimens
- *Whole Bodies: torsos and whole bodies
- *Other Viscera: anything not included in given categories
- *Lungs: includes lung slices
- *Heart: includes aortas

Institutions That Received Specimens by State



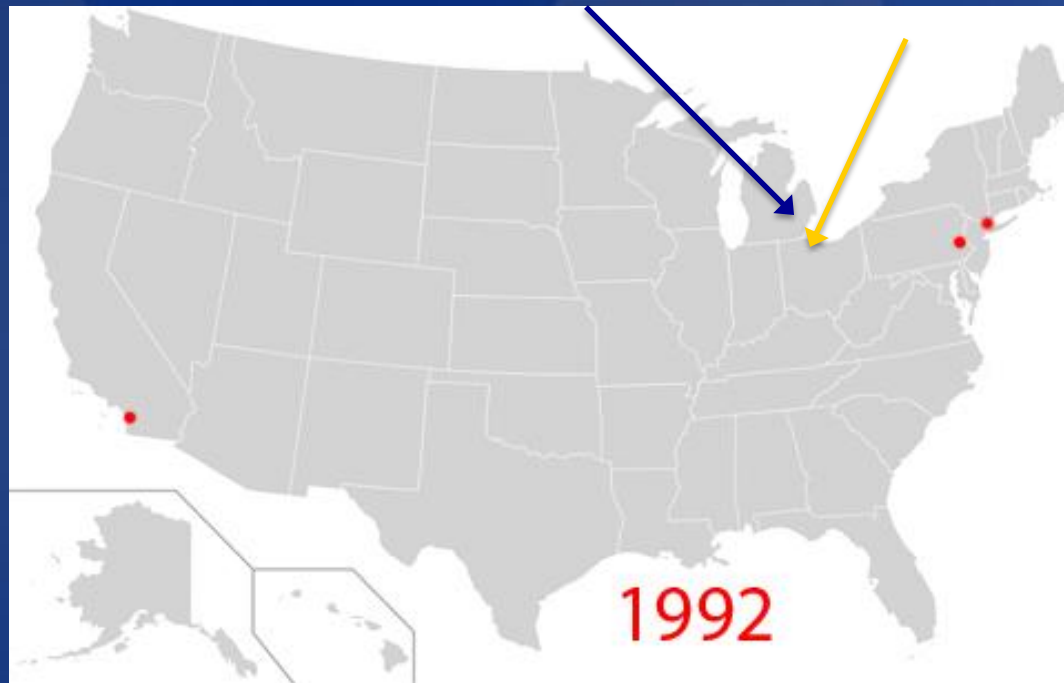
Total number of
Institutions: 192

*Overseas: Institutions
outside of the U.S.
before 2004

Requests Across the Nation

UM Plastination Laboratory

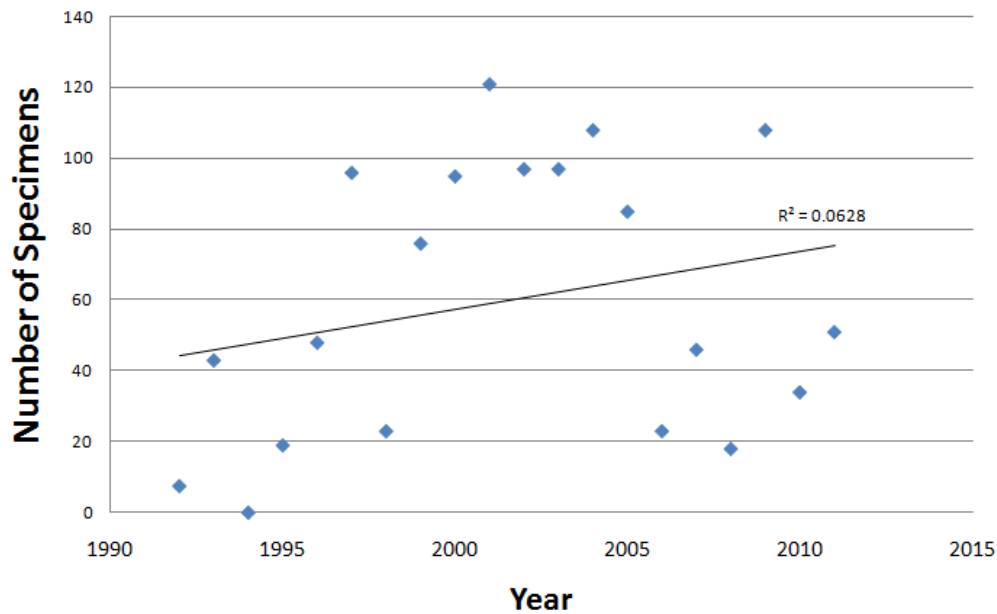
You are here



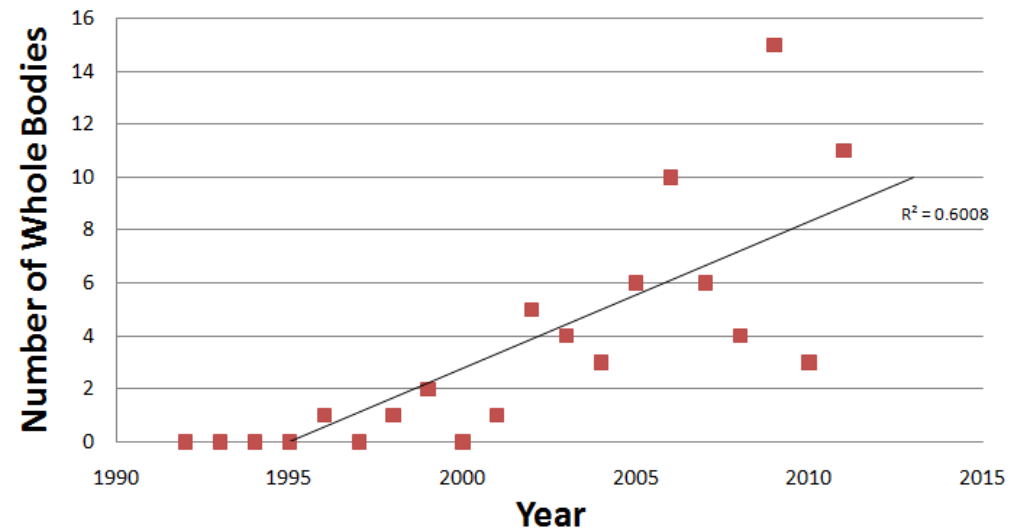
Total number
of States: 36

Plastinated Specimens per Year

Plastinated Specimens per Year



Plastinated Whole Bodies Completed per Year



Future Expectations

- Facilitate anatomy comprehension
- Increase student involvement
- Conduct more symposia and seminars on the importance of plastinated specimens in anatomy education
- Loan more specimens to other institutions
- Use of plastinated specimens as an adjunct to dissection



Thank You!